



*Total Solution Provider in Saw Device*

---

# SA2345FM

WiMAX, RF SAW Filter  
Revision 0: October 2010



- Electrical Characteristics
  - Package Dimensions
  - Testing Environment
  - Frequency Characteristics
- 

**SAWNICS Inc.**

---

460 Cheonheung-ri, Seonggeo-eup, Cheonan-si, Chungcheongnam-do, 330-836 / Korea.  
Tel: +82 41 550 9372 / Fax: +82 41 550 9399 / [www.sawnics.com](http://www.sawnics.com)

## □ Electrical Characteristics

### Maximum Ratings

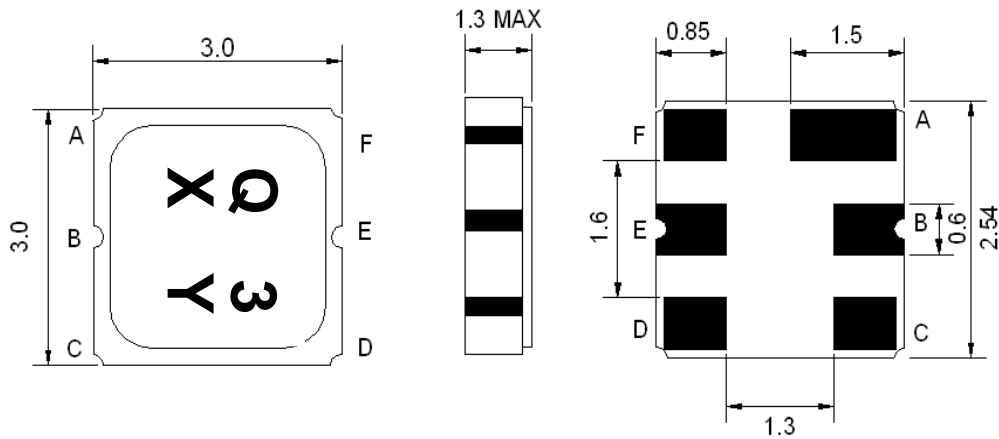
Parameters Description	Unit	Minimum	Typical	Maximum
Operating Temperature Range	°C	-40	-	+85
Storage Temperature Range	°C	-40	-	+85
Maximum DC Voltage	V	-	-	0
Maximum Input Power	dBm	-	-	26
Source Impedance (single ended) <sup>(1)</sup>	Ω	-	50	-
Load Impedance (single ended) <sup>(1)</sup>	Ω	-	50	-
Package type & size	M			
Length x Width	mm <sup>2</sup>	-	3.0 x 3.0	-
Height	mm	-	-	1.3

### Electrical Specification

Parameters Description	Unit	Minimum	Typical	Maximum
Center Frequency (Fo)	MHz	-	2345.0	-
Insertion Loss within 2330.0 ~ 2360.0 MHz	dB	-	2.5	3.5
Amplitude Ripple within 2330.0 ~ 2360.0 MHz	dB <sub>p-p</sub>	-	0.6	1.5
Return Loss within 2330.0 ~ 2360.0 MHz	dB	8	10	-
<b>Attenuation:</b>				
800.0 ~ 1900.0 MHz	dB	30	37	-
1920.0 ~ 1980.0 MHz (WCDMA UL)	dB	35	47	-
2110.0 ~ 2170.0 MHz (WCDMA DL)	dB	40	45	-
2400.0 ~ 2420.0 MHz	dB	15	35	-
2420.0 ~ 2497.0 MHz	dB	40	53	-
2nd Harmonic (4690.0 MHz)	dB	18	23	-
3rd Harmonic (7035.0 MHz)	dB	2	5	-

**Notes :** (1) No Matching Network (Ref. Testing Environment Circuit as shown below).

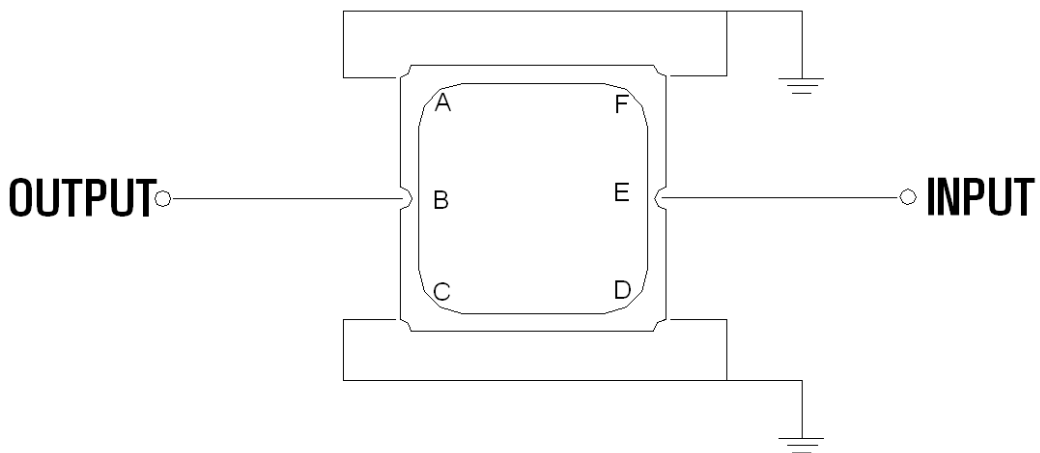
**Package Dimensions**



Marking Descriptions	
Q	WiMAX Application
3	Series Number
X	Date Code(Year)
Y	Date Code(Month)

Pin Description	
A, C, D, F	Ground
E	Input or Output
B	Output or Input

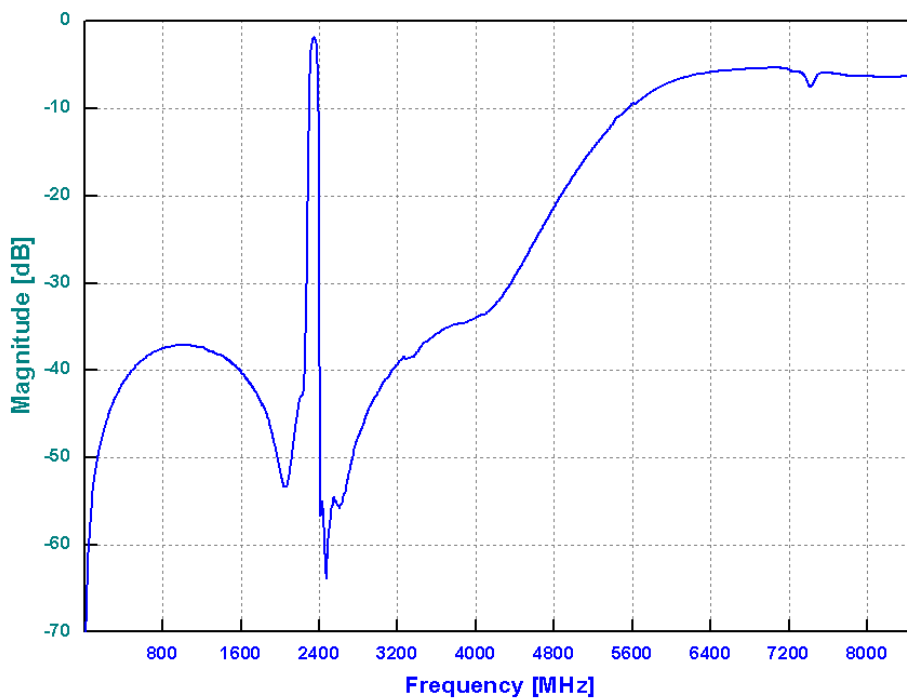
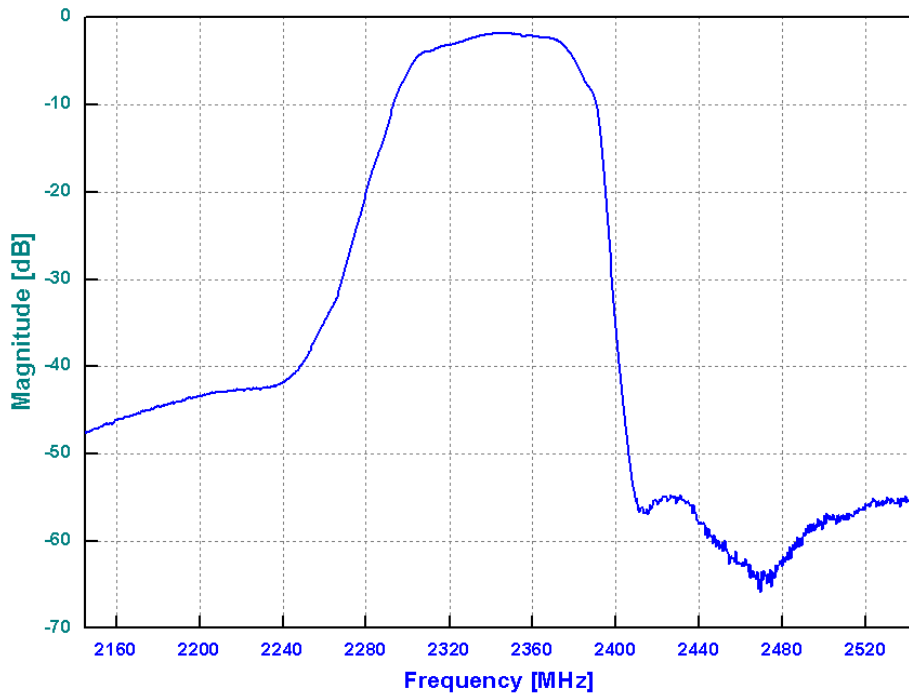
**Testing Environment**



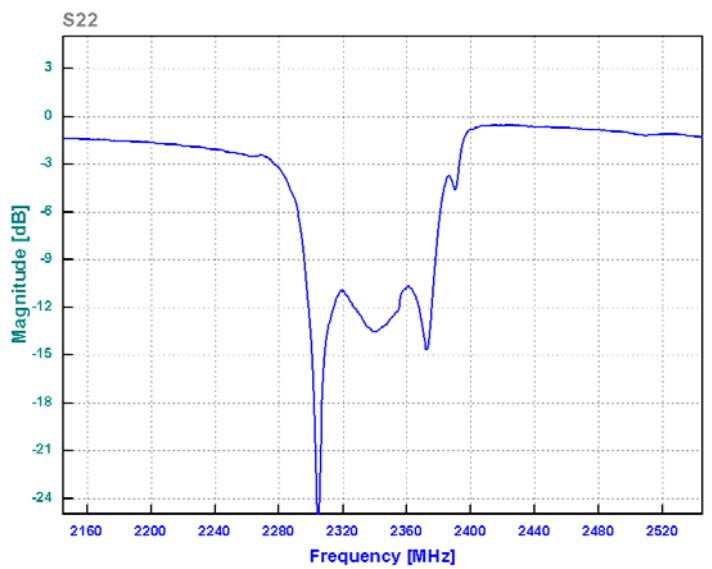
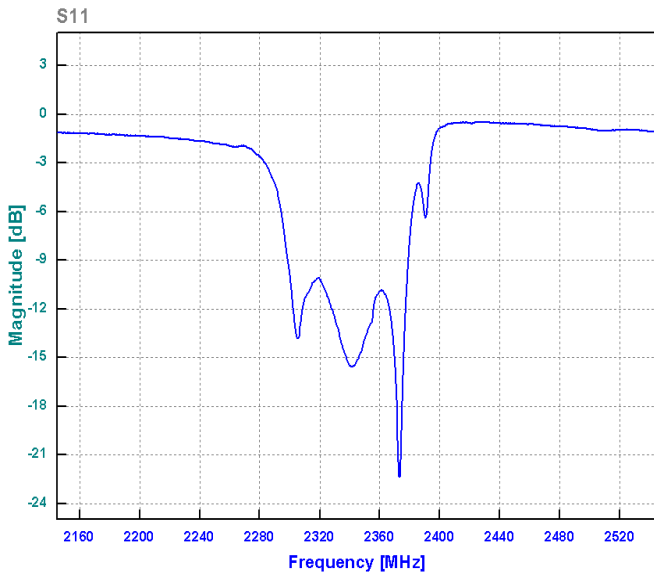
Source & Load Impedance: 50 Ω

## □ Frequency Characteristics

Frequency Response



### Return Loss



### Smith Chart

